






Writing a Short Story

Sensory Details

Sense	Example	Use?	
	Sight		
	Sound		
	Smell		
	Touch		
	Taste		

Teacher Instructions (Use this graphic organizer as is or customize it for your students)

- 1) Change or add symbols using the library (import your own clip art into a new library).
- 2) Add more boxes for student content and reduce/increase the size of text boxes.
- 3) Change the colors of boxes and lines (white boxes are best for print outs).
- 4) Edit prompt text by double clicking and highlighting the text then typing over it.