



The Cat Sat

BUILD BACKGROUND
Theme 1, Grade 1

Copyright © 2009 Sacramento County Office of Education
Some images used under license from Shutterstock, Inc.

California State Standards

Reading

- Structural Features of Informational Material 2.1
 - Identify text that uses sequence or other logical order.
- Comprehension and Analysis of Grade-Level-Appropriate Text 2.2
 - Respond to who, what, when, where, and how questions.

California State Standards

Reading

- Comprehension and Analysis of Grade-Level-Appropriate Text 2.5
 - Confirm predictions about what will happen next in a text by identifying key words (i.e., signpost words).
- Comprehension and Analysis of Grade-Level-Appropriate Text 2.6
 - Relate prior knowledge to textual information.

California State Standards

Reading

- Narrative Analysis of Grade-Level-Appropriate Text 3.1
 - Identify and describe the elements of plot, setting, and character(s) in a story, as well as the story's beginning, middle, and ending.

Written and Oral English Language Conventions

- Sentence Structure 1.1
 - Write and speak in complete, coherent sentences.

California State Standards

Listening and Speaking

- Organization and Delivery of Oral Communication 1.4
 - Stay on the topic when speaking.
- Speaking Applications 2.2
 - Retell stories using basic story grammar and relating the sequence of story events by answering *who*, *what*, *when*, *where*, *why*, and *how* questions.

Building Background

“The Cat Sat”

- Turn to Anthology page 17.
- Look at the picture of the cat.



Building Background “The Cat Sat”

- What do you know about cats?
- What do cats like to do?



Building Background

“The Cat Sat”


- Do cats sleep a lot?
- Do they sleep in funny places?



High-Frequency Words

“The Cat Sat”

- go
- on
- the



Strategy Focus: Predict/Infer

“The Cat Sat”

- Turn to Anthology page 17.
- Read the title and name of the author.



Strategy Focus: Predict/Infer
“The Cat Sat”

Make a prediction
about what will happen
in the story.



Purpose Setting

“The Cat Sat”

- Think about your predictions as you read.
- If you change your mind about what might happen, you can change your prediction too!



Purpose Setting

“The Cat Sat”

Don't forget to use your other reading strategies as you read “The Cat Sat.”



Sequence of Events

“The Cat Sat”

- Paying attention to the sequence of events helps you to understand stories.
- Pay attention to the beginning, middle, and end of “The Cat Sat.”



Focus Questions

“The Cat Sat”

- Turn to Responding on page 26.
- Read the questions aloud.
- Keep the questions in mind as you read “The Cat Sat.”



Comprehension/Critical Thinking

“The Cat Sat”


What does Sam cat do at the beginning of the story?



Comprehension/Critical Thinking

“The Cat Sat”

What does Sam cat do
in the middle of the story?



Strategy Focus” Predict/Infer “The Cat Sat”

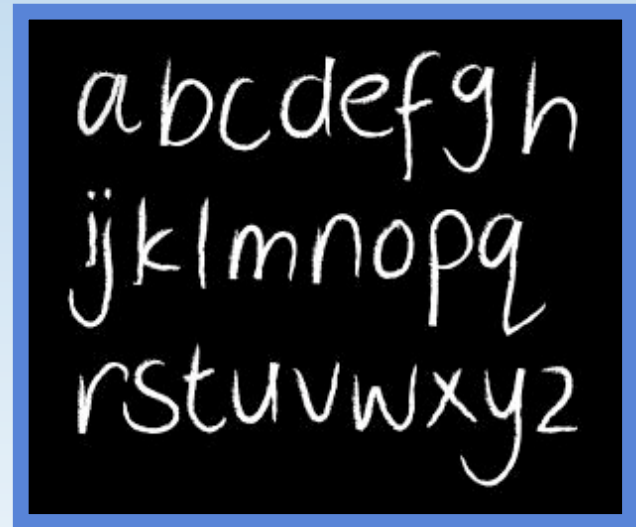
What did you
predict would
happen when
Sam cat sat
on the TV?
Why?



Comprehension/Critical Thinking

“The Cat Sat”

How did you read the word
sat on page 22?



Comprehension/Critical Thinking

“The Cat Sat”

What happens at the end of the story?



Strategy Focus

“The Cat Sat”

Which of your predictions
matched the story?



Strategy Focus

“The Cat Sat”

What new predictions did you make?



Comprehension/Critical Thinking

“The Cat Sat”

How do you think Sam cat feels at the beginning of the story?



Comprehension/Critical Thinking

“The Cat Sat”

How do you think Sam cat feels at the end of the story?



Retelling the Story: Compare and Contrast

“The Cat Sat”

- Volunteer to summarize the story to the class by telling what happens at the beginning, middle, and end of the story.
- You can look back through the story if you need help remembering the events.

