

The Big Hit



BUILD BACKGROUND
Theme 1, Grade 1

Copyright © 2009 Sacramento County Office of Education
Some images used under license from Shutterstock, Inc.

California State Standards

Reading

- Comprehension and Analysis of Grade-Level-Appropriate Text 2.2
 - Respond to who, what, when, where, and how questions.
- Comprehension and Analysis of Grade-Level-Appropriate Text 2.6
 - Relate prior knowledge to textual information.

California State Standards

Reading

- Narrative Analysis of Grade-Level-Appropriate Text 3.1
 - Identify and describe the elements of plot, setting, and character(s) in a story, as well as the story's beginning, middle, and ending.
- Narrative Analysis of Grade-Level-Appropriate Text 3.2
 - Describe the roles of authors and illustrators and their contributions to print materials.

California State Standards

Written and Oral English Language Conventions

- Sentence Structure 1.1
 - Write and speak in complete, coherent sentences.

California State Standards

Listening and Speaking

- Speaking Applications 2.2
 - Retell stories using basic story grammar and relating the sequence of story events by answering *who*, *what*, *when*, *where*, *why*, and *how* questions.
- Speaking Applications 2.3
 - Relate an important life event or personal experience in a simple sequence.

Building Background “The Big Hit”

- Turn to Anthology pages 90-91 and look at the pictures.
- What game do you think the people want to play?



Building Background

“The Big Hit”


- Point out the picture clues that led you to this conclusion.
- What do you know about playing baseball?



High-Frequency Words

“The Big Hit”

- a
- find
- have
- one
- who



Strategy Focus: Evaluate “The Big Hit”

- Turn to Anthology page 90.
- Read the selection title and the names of the author and illustrator.



Purpose Setting

“The Big Hit”

- Good readers think about what they like and don't like about a story.
- Think about what the characters do that you like in the story.



Purpose Setting

“The Big Hit”

Don't forget you use your other reading strategies as you read.



Cause and Effect

“The Big Hit”

- Thinking about why things happen will help you understand story characters and events.
- Look for why different things happen in the story.



Focus Questions

“The Big Hit”

- Turn to Responding on page 104.
- Read the questions aloud.
- Keep the questions in mind as you read “The Big Hit.”



Comprehension/Critical Thinking

“The Big Hit”

What happens in the beginning of the story?



Comprehension/Critical Thinking

“The Big Hit”

Who hit the first ball?



Comprehension/Critical Thinking

“The Big Hit”

What happened when Sam hit the ball?



Strategy Focus

“The Big Hit”

- Think about the story and what has happened so far.
- What do you think?
- Do you like the story?



Comprehension/Critical Thinking

“The Big Hit”


- What new words did you read?
- How did you read the new words in the story?



Cross-Curricular Connection

“The Big Hit”


- Do you know how the game of baseball is played?
- Share your own experiences about baseball.



Cross-Curricular Connection

“The Big Hit”

- In baseball, a player runs to a base after getting a hit.
- A batter is out if the ball is caught on the fly.



Comprehension/Critical Thinking

“The Big Hit”

What happens at the end of the story?



Comprehension/Critical Thinking

“The Big Hit”

How are Pat and Sam alike in the story?



Strategy Focus

“The Big Hit”

- Do you like this story?
- Why or why not?



Comprehension/Critical Thinking

“The Big Hit”

What do the children do after Tip gets the ball?



Retelling the Story: Compare and Contrast

“The Big Hit”

- Take turns retelling the story.
- Be sure to include why different things happen.



Retelling the Story: Compare and Contrast

“The Big Hit”

Tell why the children are all running at the very end.

