



A Story
READING WRITING WORKSHOP
Theme 1, Grade 2

Copyright © 2007 Sacramento County Office of Education
Some images used under license from Shutterstock, Inc.




Introduction
What makes a great story?

- A story is a tale with a beginning, a middle, and an end.
- Stories are make-believe, but they may seem real.




Copyright © 2007 Sacramento County Office of Education
Some images used under license from Shutterstock, Inc.




Introduction
When you write a story...

- write a good title.
- write a good beginning.
- make sure your story has a beginning, middle, and end.
- make sure the events are in order.





Copyright © 2007 Sacramento County Office of Education
Some images used under license from Shutterstock, Inc.




Introduction
When you write a story...

- include details about the setting, characters and their problems.
- finish your story by telling how the problem was solved and how the story ends.




Copyright © 2007 Sacramento County Office of Education
Some images used under license from Shutterstock, Inc.




Introduction
Reading as a Writer

- What is Ashley's story about?
- Where does the story take place?
- Who are the characters in the story?
- Why is the end of the story a surprise?
- Why is the title interesting?




Copyright © 2007 Sacramento County Office of Education
Some images used under license from Shutterstock, Inc.




Prewriting
Choosing a Topic


- What will your story be about?
- Who will be the main character?
- What will happen in your story?
- How will your story end?




Copyright © 2007 Sacramento County Office of Education
Some images used under license from Shutterstock, Inc.

 Prewriting
Ideas for your story


- Did something funny ever happen to you?
- Did you read about something funny?
- Can you think of something funny an animal might do?
- Do you know some make-believe characters who do funny or surprising things?




Copyright © 2007 Sacramento County Office of Education
Some images used under license from Shutterstock, Inc.

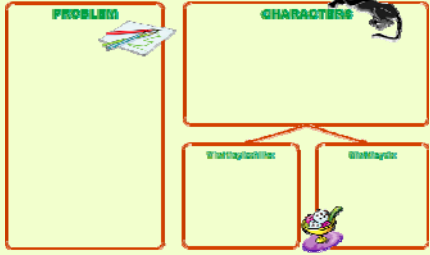
 Prewriting
Organizing and Planning

- A story has characters who solve a problem at the end.
- Describe your character's looks, thoughts, and actions
- Plan your story carefully.




Copyright © 2007 Sacramento County Office of Education
Some images used under license from Shutterstock, Inc.

 Drafting
Developing the Plot




Download this graphic organizer at www.curriculumcompanion.org

Copyright © 2007 Sacramento County Office of Education
Some images used under license from Shutterstock, Inc.




Drafting Beginning, Middle and End

- Think of a problem to introduce at the beginning.
- Tell about the problem in the middle.
- Solve the problem at the end.




Copyright © 2007 Sacramento County Office of Education
Some images used under license from Shutterstock, Inc.




Drafting Writing a Title

Think about these questions when coming up with a title.

- What is the story about?
- What happens?
- What is an interesting way to tell what the story is about?




Copyright © 2007 Sacramento County Office of Education
Some images used under license from Shutterstock, Inc.




Revising Writing Sentences

- A sentence tells a complete thought.
- A sentence has two parts:
 - a naming part
 - an action part




naming action
The girl is wearing glasses.

Copyright © 2007 Sacramento County Office of Education
Some images used under license from Shutterstock, Inc.




Revising Writing Sentences

- The first part of a sentence tells who or what the sentence is about.
- The second part of the sentence tells what happens.



who what
The girl is wearing glasses.

Copyright © 2007 Sacramento County Office of Education
Some images used under license from Shutterstock, Inc.



Proofreading Checking your Work

Capitalization

- Is the first word of every sentence capitalized?
- Did you capitalize the names of people and places?


Punctuation

- Does each sentence end with a punctuation mark?

Spelling


- Did you double check your spelling?

Copyright © 2007 Sacramento County Office of Education
Some images used under license from Shutterstock, Inc.




Publishing and Evaluating Student Self-Assessment

- What do you like best about your story?
- Does your story have a beginning, a middle, and an ending?




Copyright © 2007 Sacramento County Office of Education
Some images used under license from Shutterstock, Inc.



Publishing and Evaluating
Student Self-Assessment

- Did you try anything new in your writing that you haven't tried before?
- What do you want to work on improving the next time you write?



Copyright © 2007 Sacramento County Office of Education
Some images used under license from Shutterstock, Inc.
