


Personal Narrative

READING WRITING WORKSHOP
Theme 1, Grade 3

Copyright © 2007 Sacramento County Office of Education
Some images used under license from Shutterstock, Inc.

Introduction
What Makes a Great Personal Narrative?


A personal narrative is a true story about something that happened to the person telling the story.



Copyright © 2007 Sacramento County Office of Education
Some images used under license from Shutterstock, Inc.

Introduction
When you write a personal narrative...


- use "I"
- grab your reader's attention at the beginning.
- included only the important events
- tell the events in order



Copyright © 2007 Sacramento County Office of Education
Some images used under license from Shutterstock, Inc.

Introduction
When you write a personal narrative...


- used details and keep to the topic
- include dialogue when appropriate
- write in your own voice
- end in a way that finishes the story.



Copyright © 2007 Sacramento County Office of Education
Some images used under license from Shutterstock, Inc.

Introduction
Reading as a Writer


- How does the beginning make you want to find out what the personal narrative is about?
- Who is the "I" of this essay?
- What details does the author give to make this interesting?



Copyright © 2007 Sacramento County Office of Education
Some images used under license from Shutterstock, Inc.

Introduction
Reading as a Writer

- What is the topic of the personal narrative?
- In what ways does the author show that she is keeping to this topic?




Copyright © 2007 Sacramento County Office of Education
Some images used under license from Shutterstock, Inc.

Prewriting
Choosing a Topic

Who is the audience for your personal narrative:

- a friend?
- students your age?
- teachers and other adults?





Copyright © 2007 Sacramento County Office of Education
Some images used under license from Shutterstock, Inc.

Prewriting
Choosing a Topic

What is your purpose for writing:

- to inform?
- to entertain?






Copyright © 2007 Sacramento County Office of Education
Some images used under license from Shutterstock, Inc.

Prewriting
Choosing a Topic

How do you plan to publish your personal narrative:


- in a book or magazine form?
- on a display in the classroom?
- as an e-mail message over the internet?



Copyright © 2007 Sacramento County Office of Education
Some images used under license from Shutterstock, Inc.

Prewriting
Ideas for Personal Narratives


- What are some interesting things that have happened to you lately?
- What are some adventures you have had in your life?
- What is a memorable experiences that you have had?



Copyright © 2007 Sacramento County Office of Education
Some images used under license from Shutterstock, Inc.

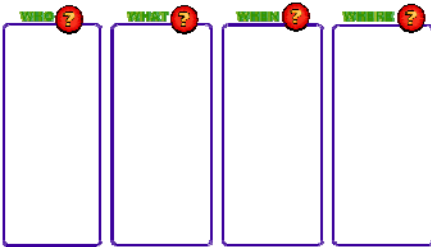
Prewriting
Organizing and Planning

- Begin by capturing the reader's attention in an unusual way.
- Stay focused on your topic.
- Don't assume that the reader knows what you know.



Copyright © 2007 Sacramento County Office of Education
Some images used under license from Shutterstock, Inc.

Prewriting
Organizing and Planning




Download this graphic organizer at www.curriculumcompanion.org

Copyright © 2007 Sacramento County Office of Education
Some images used under license from Shutterstock, Inc.

Drafting
Writing a Good Beginning

- ask a question
- describe a feeling or a vivid scene
- show action
- present a problem or mystery
- use dialogue
- throw the reader into the middle of an interesting situation




Copyright © 2007 Sacramento County Office of Education
Some images used under license from Shutterstock, Inc.

Drafting
Keeping to the Topic

Every paragraph and sentence provides one of two functions.

- It provides information about what happened.
- It must enrich the narrative in some way by making it funny, more interesting or more meaningful




Copyright © 2007 Sacramento County Office of Education
Some images used under license from Shutterstock, Inc.

Revising
Sentence Combining

Combine

- actions
- people
- things
- descriptions
- details



The boy is being silly.
The boy is wearing a hat.
The boy is being silly and wearing a hat.

Copyright © 2007 Sacramento County Office of Education
Some images used under license from Shutterstock, Inc.

Proofreading
Checking your work

Capitalization


- Is the first word of every sentence capitalized?

Punctuation

- Does each sentence end with a punctuation mark?

Spelling


- Did you double check in words that you were unsure of?



Copyright © 2007 Sacramento County Office of Education
Some images used under license from Shutterstock, Inc.

Publishing and Evaluating
Student Self-Assessment


- What part of your personal narrative did you like best?
- What parts did your readers like best?
- What were the best descriptions in your narrative?



Copyright © 2007 Sacramento County Office of Education
Some images used under license from Shutterstock, Inc.

Publishing and Evaluating
Student Self-Assessment

- Did you meet the goals that you set for your narrative? Explain
- If you were to rewrite this narrative, how would you write it differently?
- How will writing this change the next thing you write?



Copyright © 2007 Sacramento County Office of Education
Some images used under license from Shutterstock, Inc.
