

**Personal Narrative**

READING WRITING WORKSHOP  
Theme 1, Grade 6

Copyright © 2007 Sacramento County Office of Education  
Some images used under license from Shutterstock, Inc.

---

---

---

---

---


---

---

---

Introduction  
**What Makes a Great Personal Narrative?**

A personal narrative is a true story about something that happened to the person telling it.



Copyright © 2007 Sacramento County Office of Education  
Some images used under license from Shutterstock, Inc.

---

---

---

---

---


---

---

---

Introduction  
**When you Write a Personal Narrative...**

- use the first-person “I” voice
- start with a high impact beginning that grabs your reader’s attention.
- relate events in a logical sequence.



Copyright © 2007 Sacramento County Office of Education  
Some images used under license from Shutterstock, Inc.

---

---

---

---

---


---

---

---

Introduction  
**When you Write  
a Personal Narrative...**

- use details that inform the reader and enrich the narrative.
- write with a distinctive voice that is all your own.
- include dialogue when appropriate.
- provide a meaningful ending.



Copyright © 2007 Sacramento County Office of Education  
Some images used under license from Shutterstock, Inc.

---

---

---

---

---


---

---

---

Introduction  
**Reading as a Writer**

- Who is the author of the personal narrative?
- What is her topic?
- What clues does the author use to indicate the sequence of events?



Copyright © 2007 Sacramento County Office of Education  
Some images used under license from Shutterstock, Inc.

---

---

---

---

---


---

---

---

Introduction  
**Reading as a Writer**

- What details about rappelling does the author provide?
- What new information did you learn as a result of reading this personal narrative?



Copyright © 2007 Sacramento County Office of Education  
Some images used under license from Shutterstock, Inc.

---

---

---

---

---


---

---

---

Prewriting  
Choosing a Topic

- What audience will you be writing for:
  - a specific person?
  - friend and family:
  - a particular age group?
  - a general audience?



Copyright © 2007 Sacramento County Office of Education  
Some images used under license from Shutterstock, Inc.

---

---

---

---

---


---

---

---

Prewriting  
Choosing a Topic

- What purpose do you plan for your personal narrative to have:
  - to entertain?
  - to reveal something about yourself?
  - to inform?
  - to shine light on a matter that is important to you?



Copyright © 2007 Sacramento County Office of Education  
Some images used under license from Shutterstock, Inc.

---

---

---

---

---


---

---

---

Prewriting  
Choosing a Topic

- How will you publish your personal narrative:
  - in written form?
  - as a spoken or visual performance?
  - as a multimedia Internet presentation?



Copyright © 2007 Sacramento County Office of Education  
Some images used under license from Shutterstock, Inc.

---

---

---

---

---


---

---

---

Prewriting  
**Ideas for Personal Narratives**

- Suppose you were submitting an entry for a magazine contest entitled "Memorable Experiences." What would your entry be about?
- What was the most courageous thing you have done lately?



Copyright © 2007 Sacramento County Office of Education  
Some images used under license from Shutterstock, Inc.

---

---

---

---

---


---

---

---

Prewriting  
**Ideas for Personal Narratives**

Imagine yourself in thirty years telling stories to your children about "the old days." What stories would you tell?



Copyright © 2007 Sacramento County Office of Education  
Some images used under license from Shutterstock, Inc.

---

---

---

---

---


---

---

---

Prewriting  
**Organizing and Planning**

- Define the main point of your personal narrative.
- Write an outline that lists the main events and ideas you plan to cover.
- Eliminate ideas and events that do not relate to your main point.



Copyright © 2007 Sacramento County Office of Education  
Some images used under license from Shutterstock, Inc.

---

---

---

---

---


---

---

---

Prewriting  
**Organizing and Planning**

- Draw a timeline of events.
- Pay close attention to cause-and-effect relationships in your narrative.
- Use cause-and-effect to organize the sequence of events.



Copyright © 2007 Sacramento County Office of Education  
Some images used under license from Shutterstock, Inc.

---

---

---

---

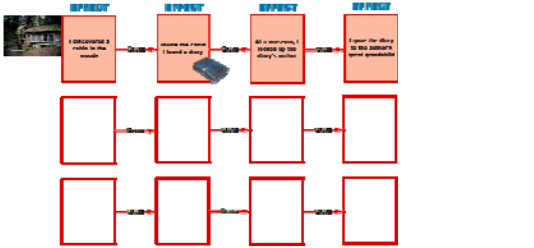
---

---

---

---

Prewriting  
**Organizing and Planning**



Download this graphic organizer at [www.curriculumcompanion.org](http://www.curriculumcompanion.org)

---

---

---

---

---


---

---

---

Drafting  
**Sequencing**

- Help your reader by using clue words.
- Tell events in the order in which they occurred.
- Make an outline of the narrative's events to make sure they are told in the correct order.



Copyright © 2007 Sacramento County Office of Education  
Some images used under license from Shutterstock, Inc.

---

---

---

---

---

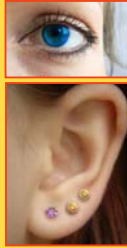
---

---

---

**Drafting**  
**Adding Details**

- Use details either to provide information or to enrich the narrative.
- Use details to communicate sights, sounds, feelings, tastes, and smells.
- Make sure that all details are related to the story's main topic.



Copyright © 2007 Sacramento County Office of Education  
Some images used under license from Shutterstock, Inc.

---

---

---

---

---

---


---

---

**Revising**  
**Varying Sentences**

Use a variety of sentence types in your writing.

- Declarative sentences
- Interrogative sentences
- Imperative sentences
- Exclamatory sentences



Copyright © 2007 Sacramento County Office of Education  
Some images used under license from Shutterstock, Inc.

---

---

---

---

---

---

---

---

**Proofreading**  
**Checking your Work**

- Capitalization
  - Is the first word of every sentence capitalized?
  - Did you capitalize the names of people and places?
- Punctuation
  - Does each sentence end with a punctuation mark?
  - Did you put apostrophe's around the dialogue?
- Spelling
  - Did you double check your spelling?

Copyright © 2007 Sacramento County Office of Education  
Some images used under license from Shutterstock, Inc.

---

---

---

---

---


---

---

---

Publishing and Evaluating  
**Student Self-Assessment**

- What were the most effective parts of your narrative?
- Was there a logical sequence of events and use of details?
- Was this written in a lively style with a variety of different sentence types?



Copyright © 2007 Sacramento County Office of Education  
Some images used under license from Shutterstock, Inc.

---

---

---

---

---


---

---

---

Publishing and Evaluating  
**Student Self-Assessment**

- Did your personal narrative allow your readers to relive the experience you were describing?
- How did feedback from your readers change your view of your personal narrative?



Copyright © 2007 Sacramento County Office of Education  
Some images used under license from Shutterstock, Inc.

---

---

---

---

---

---

---

---