

Fiction

LEARNING THE LANGUAGE OF LITERATURE
Unit 1, Part 1, Grade 7

Copyright © 2007 Sacramento County Office of Education
Some images used under license from Shutterstock, Inc.


**Characteristics of
Forms of Fiction**

- Short Story
 - Usually revolves around a single idea
 - Is short enough to be read at one sitting
- Novel
 - Involves a more complicated plot
 - Is a longer work
- Both contain the elements of plot, character, setting, and theme.

Copyright © 2007 Sacramento County Office of Education
Some images used under license from Shutterstock, Inc.

Introducing the Concepts

- Think of a work of fiction that you have recently read.
- Describe the most memorable aspect of the work.
- Explain your reasons.



Copyright © 2007 Sacramento County Office of Education
Some images used under license from Shutterstock, Inc.

Presenting Plot

- The sequence of events in a story is called the **plot**.
- A plot is usually built around the central conflict.
- The central **conflict** is a problem or struggle between two opposing forces.

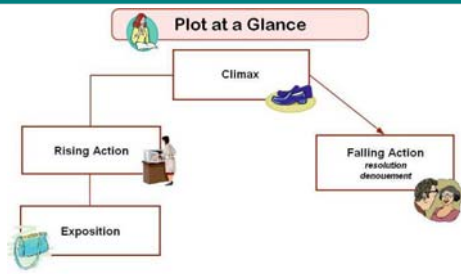
Copyright © 2007 Sacramento County Office of Education
Some images used under license from Shutterstock, Inc.

Four Stages of Plot

- **Expository** sets the stage for the story.
- **Rising action** occurs as the story continues.
- **Climax** is the turning point in the story.
- **Falling action**, which is also called **resolution** or **denouement**, occurs at the conclusion of the story.

Copyright © 2007 Sacramento County Office of Education
Some images used under license from Shutterstock, Inc.

Plot at a Glance



Download this graphic organizer at www.curriculumcompanion.org

Copyright © 2007 Sacramento County Office of Education
Some images used under license from Shutterstock, Inc.

Your Turn

- What conflict is introduced?
- What do you think could happen to resolve the conflict?



Copyright © 2007 Sacramento County Office of Education
Some images used under license from Shutterstock, Inc.

Plot at a Glance

- Think about the plot of a story with which you are familiar.
- Try to identify the elements of each stage of the story's plot.
- You may want to sketch a plot diagram like the one in your book.
- Write key details around the sketch.



Copyright © 2007 Sacramento County Office of Education
Some images used under license from Shutterstock, Inc.

Presenting Character

- The **characters** in a story are the people, animals, or imaginary creatures who take part in the action.
- Characters are defined by **traits**, or the more permanent qualities of their personalities.
- Characters are revealed by their **motives**, or the reasons they act the way they do.



Copyright © 2007 Sacramento County Office of Education
Some images used under license from Shutterstock, Inc.

Character

- Brainstorm a fictional character for each letter of the alphabet.
- It can be the characters first or last name.
- Characters can be from films, books, and television.



Copyright © 2007 Sacramento County Office of Education
Some images used under license from Shutterstock, Inc.

Character

- Which characters are main characters?
- Which are minor characters?
- What are two interesting traits of each character?



Copyright © 2007 Sacramento County Office of Education
Some images used under license from Shutterstock, Inc.

Your Turn


What words and details give you clues about what the boy is like?



Copyright © 2007 Sacramento County Office of Education
Some images used under license from Shutterstock, Inc.

Setting

The **setting** of the story is the time and place in which the action of the story happens.



Copyright © 2007 Sacramento County Office of Education
Some images used under license from Shutterstock, Inc.

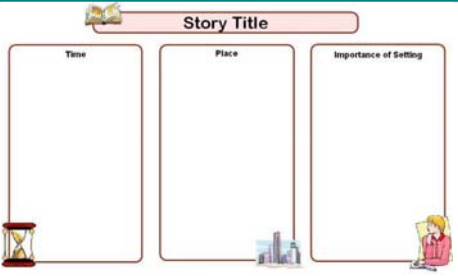
Presenting Setting

- Think about your favorite work of fiction and analyze the details of the setting.
- Make a sketch of the setting chart to use to record details.
- Try to explain the importance of the setting to the story.
 - How does the setting connects to or directly affects the characters and events?

Copyright © 2007 Sacramento County Office of Education
Some images used under license from Shutterstock, Inc.

Setting Chart

Story Title		
Time	Place	Importance of Setting



Download this graphic organizer at www.curriculumcompanion.org
Copyright © 2007 Sacramento County Office of Education
Some images used under license from Shutterstock, Inc.

Your Turn

What words or phrases describe the setting of the story?



Copyright © 2007 Sacramento County Office of Education
Some images used under license from Shutterstock, Inc.

Theme

- The **theme** of the story is the meaning, moral, or main message the writer wishes to share with the reader.
- The message or moral might be a lesson about life or an insight into human nature.
- Most themes are not directly stated.



Copyright © 2007 Sacramento County Office of Education
Some images used under license from Shutterstock, Inc.

Theme

- Most themes can be revealed by . . .
 - Thinking about the meaning of the title.
 - Skimming the story for key phrases and sentences about big ideas such as courage, freedom, or honesty
 - Examining how the main character changes or noting what he or she learns about life.



Copyright © 2007 Sacramento County Office of Education
Some images used under license from Shutterstock, Inc.

Presenting Theme

- Name some stories that you have read on your own.
- Explain the message about life that you discovered in each one.
- Describe specific details that lead to the theme.



Copyright © 2007 Sacramento County Office of Education
Some images used under license from Shutterstock, Inc.
