


Response to Literature

WRITING WORKSHOP
Unit 1, Part 1, Grade 7

Copyright © 2007 Sacramento County Office of Education
Some images used under license from Shutterstock, Inc.

Response to Literature


- What are some stories you have read recently?
- What did you like or dislike about the story?
- Most readers have feelings about stories that they read.
- Each feeling is a response.



Copyright © 2007 Sacramento County Office of Education
Some images used under license from Shutterstock, Inc.

Response to Literature


- Writing a personal-response essay gives you a chance to record your thoughts and feelings about a story.
- The essay provides specific reasons for the response.
- The personal response ends with a summary or observation.



Copyright © 2007 Sacramento County Office of Education
Some images used under license from Shutterstock, Inc.

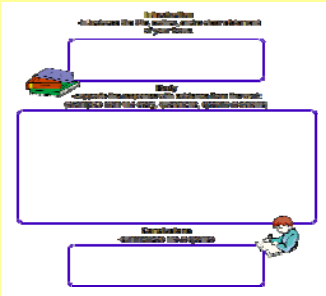
Basics in a Box

- A personal response identifies the work and gives readers a general idea of how the student feels about it.
- The body is the largest part and provides specific reasons for this response.
- The essay ends with a summary or observations.



Copyright © 2007 Sacramento County Office of Education
Some images used under license from Shutterstock, Inc.

Basics in a Box



Download this graphic organizer at www.curriculumcompanion.org

Copyright © 2007 Sacramento County Office of Education
Some images used under license from Shutterstock, Inc.

Analyzing the Student Model

1. Why are the author, the title, and general idea at the very beginning of the essay?
2. What are the two related responses to the story?
3. Why do you think the writer chose to use this event to explain her feelings about the story and the character?

Copyright © 2007 Sacramento County Office of Education
Some images used under license from Shutterstock, Inc.

Analyzing the Student Model

4. Dialogue gives readers a better sense of the characters than a description alone.
5. How can you tell that the writer has switched from the story to her own personal experience?

Copyright © 2007 Sacramento County Office of Education
Some images used under license from Shutterstock, Inc.

Analyzing the Student Model

6. Notice that the writer gives Victor an excuse for seeming foolish.
7. The write used three main examples from the story.
 1. What are these examples?
 2. How does the writer show that she is switching form her own responses back to the story?

Copyright © 2007 Sacramento County Office of Education
Some images used under license from Shutterstock, Inc.

Analyzing the Student Model

8. What words or phrases did the writer repeat from the introduction?
 1. What does she add to that?

Copyright © 2007 Sacramento County Office of Education
Some images used under license from Shutterstock, Inc.

Prewriting

Choosing a Subject


- Consider a story that you did not like at all, or one that contained a character you did not like.
 - What didn't you like?
- Consider a story that you found very easy or hard to read.
 - Think about what made it easy or hard.

Copyright © 2007 Sacramento County Office of Education
Some images used under license from Shutterstock, Inc.

Prewriting

Choosing a Subject

- Consider a story that you think would make a good movie or television show.
 - What elements would work well on film?



Copyright © 2007 Sacramento County Office of Education
Some images used under license from Shutterstock, Inc.

Prewriting

Planning Your Response to Literature


- Have a conversation with a classmate to answer the question, "Should I read this book? Why or Why not?"
- Begin by listing descriptive words that come to mind. Then freewrite and focus on your responses.

Copyright © 2007 Sacramento County Office of Education
Some images used under license from Shutterstock, Inc.

Prewriting


Planning Your Response to Literature

- Make a response chart, listing story details in one column and your responses to them in the other.



Copyright © 2007 Sacramento County Office of Education
Some images used under license from Shutterstock, Inc.

Prewriting




Download this graphic organizer at www.curriculumcompanion.org

Copyright © 2007 Sacramento County Office of Education
Some images used under license from Shutterstock, Inc.

Drafting

Ask Your Peer Reader

- Ask a peer to read your essay and identify confusing passages.
- This will help you check to make sure you have enough reasons and story details



Copyright © 2007 Sacramento County Office of Education
Some images used under license from Shutterstock, Inc.

Revising

Supporting Your Response with Quotations

Select quotations thoughtfully.

Look for passages that:

- add details about the story.
- show an author's style
- reveal a character's personality.

Copyright © 2007 Sacramento County Office of Education
Some images used under license from Shutterstock, Inc.

Editing and Proofreading

Correcting Run-on Sentences

Try reading aloud any long sentences that might be run-ons and ask yourself:

- Would the information in the sentence be easier to understand if the sentence were broken into two sentences?
- Does the sentence express two or more complete thoughts, rather than one complete thought.

Copyright © 2007 Sacramento County Office of Education
Some images used under license from Shutterstock, Inc.

Reflecting

- If your feelings changed, be specific in describing this.
 - How did you first feel, for instance, and what changed these feelings?
- If your feelings didn't change, your response should describe them and how they originated.



Copyright © 2007 Sacramento County Office of Education
Some images used under license from Shutterstock, Inc.
