


Fiction

LEARNING THE LANGUAGE OF LITERATURE
Unit 1, Part 1, Grade 7

Copyright © 2007 Sacramento County Office of Education
Some images used under license from Shutterstock, Inc.

Introducing Fiction

- What are your favorite stories?
- What are the elements that make these stories memorable?
- How would these stories change if one or more of these elements were eliminated?



Copyright © 2007 Sacramento County Office of Education
Some images used under license from Shutterstock, Inc.

Forms of Fiction

- **Short Story**
 - Usually revolves around a single idea
 - Is short enough to be read at one sitting
- **Novel**
 - Involves a more complicated plot
 - Is a longer work

Copyright © 2007 Sacramento County Office of Education
Some images used under license from Shutterstock, Inc.

Presenting Plot


Four Stages of Plot

- **Expository** sets the stage for the story.
- **Rising action** occurs as the story continues.
- **Climax** is the turning point in the story.
- **Falling action**, which is also called **resolution** or **denouement**, occurs at the conclusion of the story.

Copyright © 2007 Sacramento County Office of Education
Some images used under license from Shutterstock, Inc.

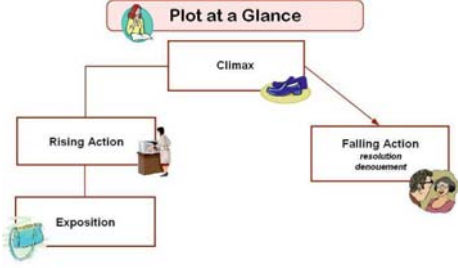
Presenting Plot

- Think about the plot of a story with which you are familiar.
- Try to identify the elements of each stage of the story's plot.
- You may want to sketch a plot diagram like the one in your book.



Copyright © 2007 Sacramento County Office of Education
Some images used under license from Shutterstock, Inc.

Plot at a Glance



Download this graphic organizer at www.curriculumcompanion.org

Copyright © 2007 Sacramento County Office of Education
Some images used under license from Shutterstock, Inc.

Your Turn

In the paragraph on page 18, what conflict is introduced?



Copyright © 2007 Sacramento County Office of Education
Some images used under license from Shutterstock, Inc.

Presenting Character

- The **characters** in a story are the people, animals, or imaginary creatures who take part in the action.
- Usually the story centers around the **main character**.
- Less important characters are called **minor characters**.



Copyright © 2007 Sacramento County Office of Education
Some images used under license from Shutterstock, Inc.

Presenting Character

- Characters have motives and traits.
 - **Motives** are the character's emotions, desires, or needs that prompt action.
 - **Traits** are more permanent qualities in the characters' personality, such as gentleness or boldness.
- Both cause a character to act or react to situations and other characters.

Copyright © 2007 Sacramento County Office of Education
Some images used under license from Shutterstock, Inc.

Presenting Character

Think about a story you have read as a class.

- What were the main and minor characters?
- What were the motives and traits of these characters?



Copyright © 2007 Sacramento County Office of Education
Some images used under license from Shutterstock, Inc.

Your Turn

In the passage on the top of page 19, identify the details that tell you what the boy is like.



Copyright © 2007 Sacramento County Office of Education
Some images used under license from Shutterstock, Inc.

Presenting Setting


The **setting** of the story is the time and place in which the action of the story happens.



Copyright © 2007 Sacramento County Office of Education
Some images used under license from Shutterstock, Inc.




Setting

- Describe the setting of a story that you have read or one that you would like to write.
- What details are important to the setting?
- What mood or emotion is created by the setting of "A Mother in Mannville"?



Copyright © 2007 Sacramento County Office of Education
Some images used under license from Shutterstock, Inc.


Setting Chart

Story Title		
Time	Place	Importance of Setting
		

Download this graphic organizer at www.curriculumcompanion.org
Copyright © 2007 Sacramento County Office of Education
Some images used under license from Shutterstock, Inc.

Your Turn

In the paragraph at the right of page 20, what words and phrases present the setting of the story?



Copyright © 2007 Sacramento County Office of Education
Some images used under license from Shutterstock, Inc.

Presenting Theme

- The **theme** of the story is the meaning, moral, or main message the writer wishes to share with the reader.
- Most themes are not stated in the story, but are revealed by one or more of the following:
 - the title
 - important phrases
 - the ways the characters change

Copyright © 2007 Sacramento County Office of Education
Some images used under license from Shutterstock, Inc.

Presenting Theme

Think of a familiar story and discover its theme by analyzing the three elements of theme.

- Title
- Important phrase
- Lessons learned



Copyright © 2007 Sacramento County Office of Education
Some images used under license from Shutterstock, Inc.
