

**Fiction**

LEARNING THE LANGUAGE OF LITERATURE  
Unit 1, Part 1, Grade 10

Copyright © 2008 Sacramento County Office of Education  
Some images used under license from Shutterstock, Inc.

---

---

---

---

---


---

---

---

**Introducing**

- What are some fiction and nonfiction works that you've read?
  - What differences can you note between the two genres?
- Name a novel and a short story that you have read.
  - What are the differences and similarities between the two?



Copyright © 2008 Sacramento County Office of Education  
Some images used under license from Shutterstock, Inc.

---

---

---

---

---

---

---

---

**Forms of Fiction**

- Plot
- Character
- Setting
- Theme
- Point of View

Copyright © 2008 Sacramento County Office of Education  
Some images used under license from Shutterstock, Inc.

---

---

---

---

---


---

---

---

**Presenting Plot**

- What types of conflicts have you encountered in stories that you have read so far?
  - Think of a specific story and its conflict.
- What is the climax of the story that you named?



Copyright © 2008 Sacramento County Office of Education  
Some images used under license from Shutterstock, Inc.

---

---

---

---


---

---

---

---

**Presenting Plot**

Element	Plot	Definition
exposition		provides needed background information
rising action		the part of the plot in which the conflict intensifies
climax		the turning point of the action, when the reader's interest is at its highest point
falling action or denouement		the action after the climax, in which the conflict is often resolved

Download this graphic organizer at [www.curriculumcompanion.org](http://www.curriculumcompanion.org)

Copyright © 2008 Sacramento County Office of Education  
Some images used under license from Shutterstock, Inc.

---

---

---

---

---


---

---

---

**Your Turn**

What is the conflict introduced in the passage at the top right of page 17?



Copyright © 2008 Sacramento County Office of Education  
Some images used under license from Shutterstock, Inc.

---

---

---

---

---


---

---

---

**Presenting Character**

- What are some memorable characters that you have read about in class?
- What were the qualities that made these characters memorable?



Copyright © 2008 Sacramento County Office of Education  
Some images used under license from Shutterstock, Inc.

---

---

---

---

---


---

---

---

**Your Turn**

In the passage on the bottom right of page 17, what techniques of characterization has Saki used?



Copyright © 2008 Sacramento County Office of Education  
Some images used under license from Shutterstock, Inc.

---

---

---

---

---


---

---

---

**Presenting Setting**

What are some other stories in which setting plays a major part in the conflict?



Copyright © 2008 Sacramento County Office of Education  
Some images used under license from Shutterstock, Inc.

---

---

---


---

---

---

---

---



### Presenting Theme

- A theme is not just a comment on life, people, or society that a story makes.
- It is also not a subject such as true love or traditional family values.
- What do you think are themes from literature and film that you have found inspiring?

Copyright © 2008 Sacramento County Office of Education  
Some images used under license from Shutterstock, Inc.

---

---

---


---

---

---


---

---



### Your Turn

From the passage at the top right of page 19, what can you infer about a possible theme of the story?



Copyright © 2008 Sacramento County Office of Education  
Some images used under license from Shutterstock, Inc.

---

---

---


---

---

---

---

---



### Presenting Point of View

- One way to identify a first-person point of view is that the narrator describes the action in his or her own words, using first-person pronouns such as *I*, *me*, and *us*.
- In third-point of view, the narrator refers to all characters with third-person pronouns such as *he*, *she*, and *they*.

Copyright © 2008 Sacramento County Office of Education  
Some images used under license from Shutterstock, Inc.

---

---

---


---

---

---


---

---



**Your Turn**

What clues in the passage in the bottom right of page 18 can help you identify the point of view from which the story is told?



Copyright © 2008 Sacramento County Office of Education  
Some images used under license from Shutterstock, Inc.

---

---

---

---

---

---

---

---